

HOW TO USE

BRAND

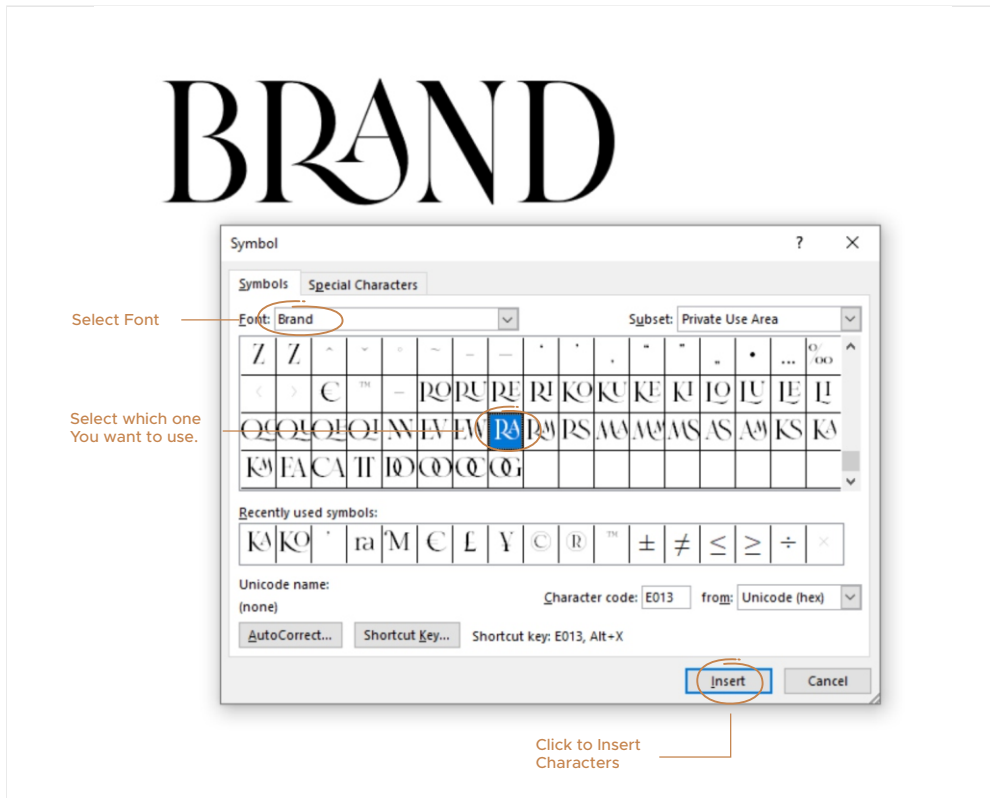
LOVELY ELEGANT FONT

BY SENSATYPE STUDIO

ACCESS ALL CHARACTERS IN MICROSOFT WORD

To access All Characters (Alternatives and Ligatures) in Word:

Select the text and choose **Insert** > **Symbol** then in the dialogue box that appears Choose Font to be: **Banner**, then click which one you want to use.

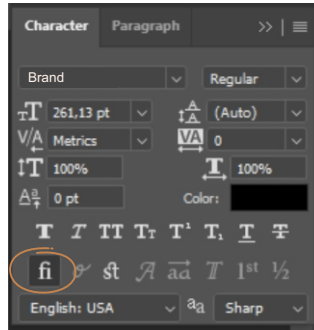


ENABLE OPENTYPE FEATURES IN PHOTOSHOP

To access All Characters (Alternatives and Ligatures) in Adobe Photoshop:

Choose **Window > Character**
then in the dialogue box
will appears:

Click to Enable
Ligatures



From this:

BRAND

to this:

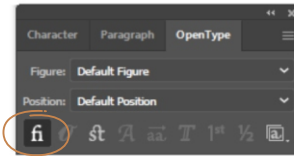
BRAND

ENABLE OPENTYPE FEATURES IN ILLUSTRATOR

To access All Characters (Alternatives and Ligatures) in Adobe Photoshop:

Choose **Window > Type > OpenType**
then in the dialogue box
will appears:

Click to Enable
Ligatures



From this:

BRAND

to this:

BR&ND

TO ACCESS LIGATURES ON WEBSITE

//Describe The Font Name as Reference

font-family: 'John Mayer';

//Add Variant of Ligatures

font-variant-ligatures: discretionary-ligatures;

//Make Letter Spacing as Normal

letter-spacing: normal;

From this:

BRAND

to this:

BRAND

ALL UPPERCASE CHARACTER

A B C D E F
G H I J K L M N
O P Q R S T U
V W X Y Z

ALL LOWERCASE CHARACTER

A B C D E F
G H I J K L M N
O P Q R S T U
V W X Y Z

ALL LIGATURE CHARACTERS

RA RM MA MM AM KA KM

RS MS AS KS CA EA TT

NN EV EW DO CC CG OO

RO RI RU RE KO KI

KU KE LO LI LU LE

QO QI QU QE

ALL LIGATURE CHARACTERS CAN BE ACCESS USING LOWERCASE TYPE

FOR EXAMPLE

ra

YOU NEED TO TYPE:


r + **a**

*) make sure you enabled ligature feature



IMPORTANT NOTICE!

Ligatures of Brand Font just available on software that supported OpenType or Ligatures features. If it doesn't shown, all characters & ligatures can access via Character map of software or Your Operating System.



THANK YOU!

IF YOU HAVE ANY QUESTIONS
DROP US MESSAGE HERE:

sensatype@gmail.com
